



DFB PLATE FILTERBOX

AIR MANAGEMENT SYSTEMS

PRODUCT PROPERTIES

The **PLATE FILTER BOX DFB** is suitable to fit into a circular duct system, where a lower particle separation rate is sufficient. Due to its small size the DFB is suitable in areas with limited space.

CONSTRUCTION

The casing of the DFB has been constructed from galvanized steel, zinc quality according NEN-EN 10.142 (275g/m²). Tolerances according to NEN-EN 10.143. The lid is fixed to the casing by a simple clamp. This enables an easy access to the filter, without using any tools. Make sure that clamp is placed in such a way that the lid is being pressed in to the gasket tape for an airtight sealing. To support the sealing of the connection to the duct the casing has been fitted with a rubber. For product series and nominal dimensions, conform to DIN 24145, see the tables.

FILTER (DFBSF)

Filtration class :G4, other classes on request
 Particle separation rate :70%
 Max. temperature :100°C
 Material :synthetic fibre non-woven cloth
 Cleaning :dry mechanic way, e.g. by vacuum cleaner

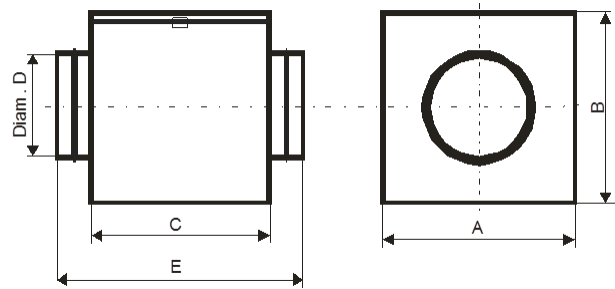
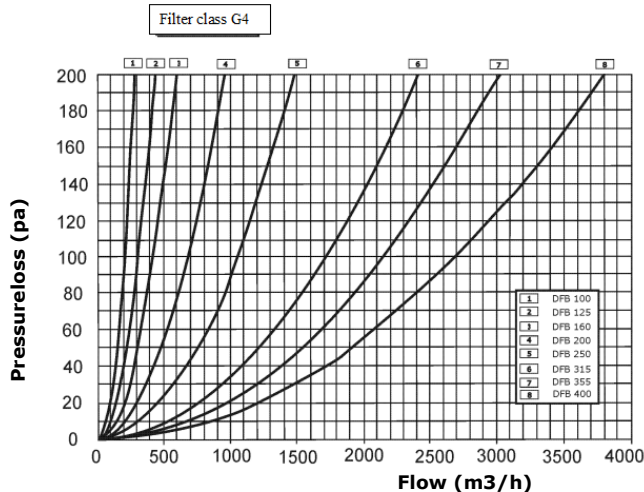
Cleaning/exchange interval :
 when the pressure loss is twice the clean filter value

INSTALLATION

The air filter has to be installed in the duct system before the fan and heat exchangers.


It is necessary to keep the air flow direction (marked on the casing) and to leave enough access to the filter for cleaning and filter exchange purposes.

PRESSURELOSS



Type	ØD (mm)	A (mm)	B (mm)	C (mm)	E (mm)	Weight (kg)
DFB100G4	100	199	168	120	194	~1.0
DFB125G4	125	209	204	140	214	~1.5
DFB160G4	160	260	232	155	229	~1.6
DFB200G4	200	311	272	180	312	~2.2
DFB250G4	250	358	320	230	362	~3.0
DFB315G4	315	422	392	330	462	~4.6
DFB355G4	355	512	494	455	587	~8.0
DFB400G4	400	512	494	455	587	~8.0

Spare pocket filter	
Type	Dimensions (mm)
DFBSF100	280 x 175
DFBSF125	320 x 210
DFBSF160	360 x 240
DFBSF200	440 x 280
DFBSF250	540 x 330
DFBSF315	725 x 395
DFBSF355	1010 x 500
DFBSF400	1010 x 500



LIABILITY:

The information contained in this brochure was current on the publication date. DEC INTERNATIONAL reserves the right to make changes in details at any time without prior notice. In order to avoid misunderstandings, any interested party is advised to contact DEC INTERNATIONAL checking for any changes in materials and/or information after this brochure was published.

PLEASE NOTICE:

The consultant is responsible for the actual installation and mounting of the product. The mentioned values with respect to temperatures are not appropriate to be used to determine the physical properties. These properties are also dependent on humidity and the temperature of the air inside and outside of the H.V.A.C. system.

TRADEMARKS:

DEC International and the DEC logo are trademarks, or registered trademarks of Dutch Environment Corporation BV in the Netherlands and/or other countries.